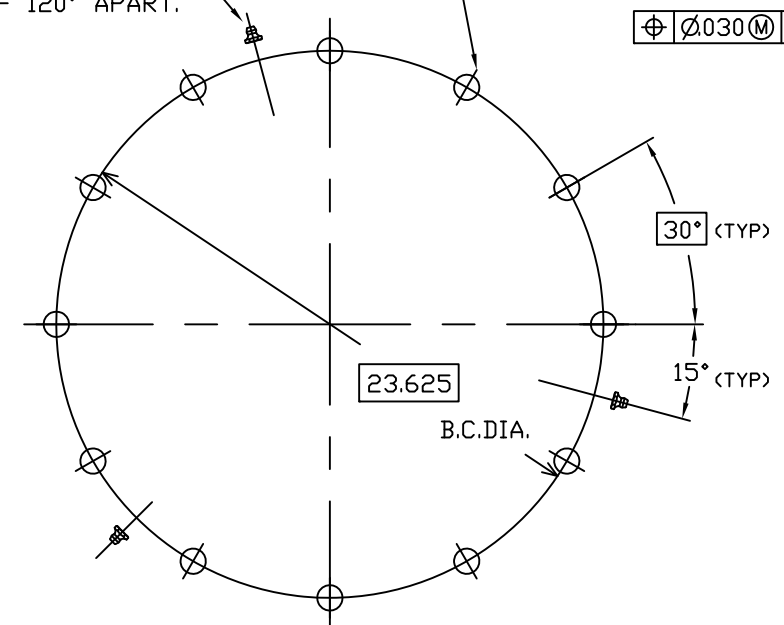


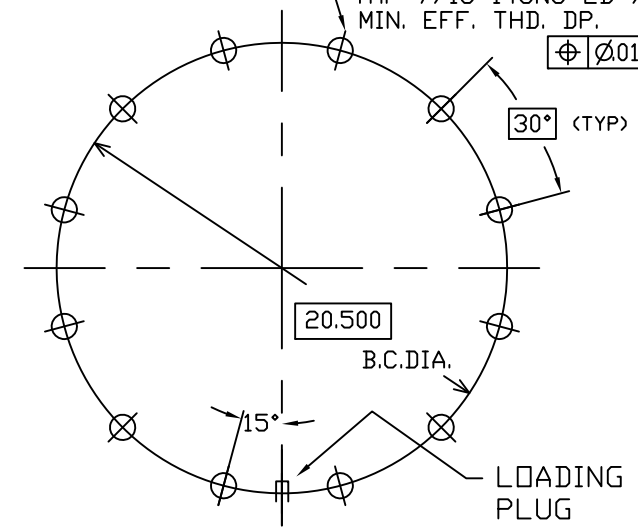
11/32 DIA. DRILL THRU.,
TAP 1/8-27 N.P.T.
(3) PLACES - 120° APART.

(12) HOLES EQ. SPACED,
33/64 DIA. DRILL THRU.
⊕ ⌀0.30 Ⓜ A Y



OUTER RACE VIEW "A"

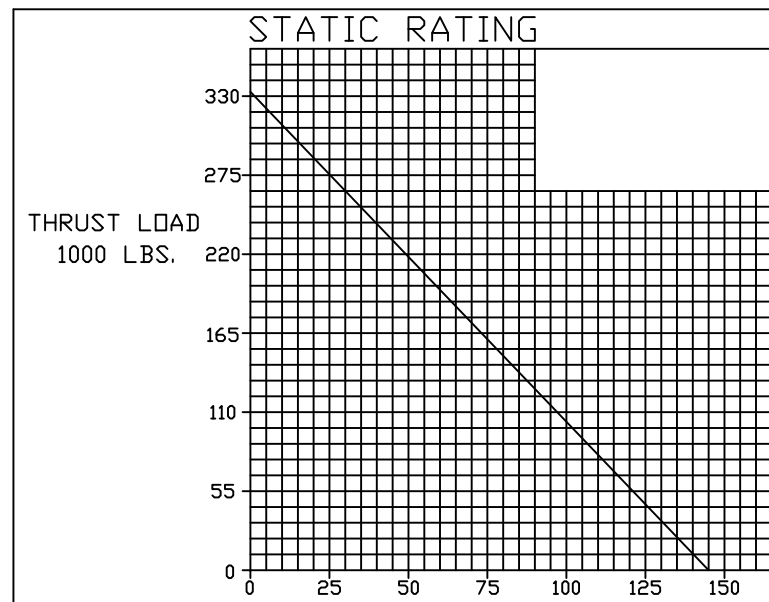
(12) HOLES EQ. SPACED,
(U) .368 DIA. DRILL X 1.50 DP.,
TAP 7/16-14UNC-2B X 1.00
MIN. EFF. THD. DP.
⊕ ⌀0.15 Ⓜ B Y



INNER RACE VIEW "B"

NOTES:

- 1) MARK "G" AT HARDNESS GAP ON OUTER RACE ON FACE OPPOSITE VIEW A.
- 2) BRASS SPACERS REQUIRED
- 3) STEEL STAMP ON OPPOSITE MOUNTING SIDE OF INNER RACE ASSEMBLY, SERIAL NUMBER AND THE BEARING NUMBER, USE 1/8" LETTERS.



NOTE :

- 1) LOADING POINTS ON OR BELOW THE LINE ARE WITHIN THE RATING.
- 2) RADIAL LOADS OF LESS THAN 5% OF THE THRUST LOADING CAN BE IGNORED.